

Antistatic food hose and pharmaceutical hose, super-heavy duty, stainless steel (INOX)

Application

- hose/ ducting for high throughput of extremely abrasive bulk material, granulate and stone
- food industry, pharmaceutical industry: food, pharmaceutical
- conveying of dry foods e.g. rice, cereals, sugar, milk powder, powders, coffee, tea, grains, flour, frozen foods
- vacuum conveying equipment, vacuum hopper, suction conveyor, dosing system
- pelleting machines/ tablet presses
- mixer, dryer, packaging machine, bulk-bag (big bag)-charging and discharging, mill
- agricultural industry: pneumatic grain conveyor
- animal stall, animal shed: feedstuff conveying, feedstuff plant, animal feed transport
- paper mill, paper and pulp industry: waste water, air extraction
- silo, silo vehicle/ silo truck, tanker/ tank truck: silo charging, silo discharging

Properties

- super-heavy duty
- extremely abrasion-resistant with reinforcement underneath wire and narrow hose pitch

- extremely abrasion-resistant with reinforcement underneath wire and narrow hose pitch
- very high pressure, vacuum and compression resistance
- Approved by an independent testing laboratory for the complete hose acc. to EU-Directive 10/2011 and EC 1935/2004 and the latest EU-Directive 2015/174, food grade polyurethane, complies with: FDA 21 CFR 177.2600
- Approval acc. to EU-Directive 10/2011 (food simulant E) and EC 1935/2004
- odorless and tasteless
- microbe and hydrolysis resistant
- good resistance to oil, gasoline, and chemicals
- very good low temperature flexibility
- permanently antistatic wall: according to ISO 8031 electrical and surface resistance $<10^9 \Omega$ (according to TRGS 727 $<2,5 \cdot 10^8 \Omega \cdot m$ and NFPA 652 $10^8-10^9 \Omega$)
- in accordance with ATEX 2014/34/EU (1999/92/EC) and German TRGS 727: pneumatic transport of flammable dusts and bulk materials (Zone 20, 21, 22 inside), aspiration of combustible dusts (Zone 22 inside),
- in accordance with ATEX 2014/34/EU (1999/92/EC) and German TRGS 727: for conveying for flammable liquids (inside zone 0, 1, 2), for conveying for non-flammable liquids, for use in zone 1 and 2 (gases), for use in zone 0 (gases)
- according to DIN 26057 Type 4
- manufacturing process acc. GMP EC 2023/2006
- conforms to RoHS guideline

Temperature range

- $-40^\circ F$ to $195^\circ F$

Design

- AIRDUC® profile hose
- spring steel wire firmly embedded in wall
- spiral: stainless steel wire (INOX)
- wall: permanently antistatic premium ether-polyurethane (Pre-PUR®)
- wall thickness 0.08 to 0.10 in approx.
- reinforcement of the primary abrasion areas

Delivery variants

- further diameters and lengths available on request
- transparent (standard)
- customer-specific branding

I.D.	outer Ø	Pressure	Vacuum	Bending radius	Weight	Dimensions in Stock	Order No.
(in / mm)	(in)	(psi)	(inHG)	(in)	(lb/ft)	(ft)	
1,25 / 32	1.693	75.131	29.530	3.543	0.457	5 10	356-0032-1018
1,5 / 38	1.929	64.180	29.530	4.094	0.531	5 10	356-0038-1018
- / 40	2.008	61.279	29.530	4.291	0.551	5 10	356-0040-1018
- / 50	2.402	49.749	29.530	5.276	0.672	5 10	356-0050-1018
2 / 51	2.441	45.760	29.530	5.276	0.685	5 10	356-0051-1018
2,36 / 60	2.795	41.917	29.530	6.142	0.793	5 10	356-0060-1018
2,5 / 63-65	2.913	40.321	29.530	6.417	0.827	5 10	356-0063-1018
- / 65	2.992	38.798	29.530	6.654	0.853	5 10	356-0065-1018

Positive and negative pressure ratings are the recommended maximum operating values. Products can be manufactured to meet higher operating values upon request. The bend radius is calculated from the center of the hose in an arched position. Additional information at www.norres.com/us/technology/. NORRES reserves the right to modify technical data at any time. Technical data based on tests at 68°F and are approx. values. Proper use and maintenance of NORRES hoses is the sole responsibility of purchaser and ultimate user of the product. The individual conditions, applications and the number of variables make firm recommendations technically impossible. This information is intended as a general guide only.

I.D.	outer Ø	Pressure	Vacuum	Bending radius	Weight	Dimensions in Stock	Order No.
(in / mm)	(in)	(psi)	(inHG)	(in)	(lb/ft)	(ft)	
- / 70	3.228	36.187	29.530	7.323	0.921	5 10	356-0070-1018
- / 75	3.425	33.867	29.530	7.677	0.981	5 10	356-0075-1018
3 / 76	3.465	33.794	29.530	7.677	0.995	5 10	356-0076-1018
- / 80	3.622	31.836	29.530	8.071	1.042	5 10	356-0080-1018
3,5 / 89-90	3.976	31.474	29.530	9.843	1.142	5 10	356-0089-1018
- / 90	4.055	31.474	29.530	9.843	1.384	5 10	356-0090-1018
- / 100	4.449	28.428	29.530	10.709	1.526	5 10	356-0100-1018
4 / 102	4.528	27.413	29.530	10.709	1.552	5 10	356-0102-1018
- / 125	5.433	22.916	25.986	13.228	1.882	5 10	356-0125-1018
5 / 127	5.512	21.031	25.691	13.228	1.915	5 10	356-0127-1018
- / 150	6.417	19.145	21.705	17.126	2.473	5 10	356-0150-1018
6 / 152	6.496	19.943	21.409	17.126	2.507	5 10	356-0152-1018

Positive and negative pressure ratings are the recommended maximum operating values. Products can be manufactured to meet higher operating values upon request. The bend radius is calculated from the center of the hose in an arched position. Additional information at www.norres.com/us/technology/. NORRES reserves the right to modify technical data at any time. Technical data based on tests at 68°F and are approx. values. Proper use and maintenance of NORRES hoses is the sole responsibility of purchaser and ultimate user of the product. The individual conditions, applications and the number of variables make firm recommendations technically impossible. This information is intended as a general guide only.

Accessories



CONNECT PRESS ASSEMBLY 232




CONNECT MOULD ASSEMBLY 233



CONNECT 243 FOOD



CONNECT THREAD FITTING 234




CONNECT 240 + 241 FOOD



CONNECT SAFETY CLAMP ASSEMBLY 231



CLAMP 216



CONNECT 244 FOOD




CONNECT 228



CONNECT 246 FOOD



CLAMP 211



CONNECT 245 FOOD